


# **Step-by-Step by adding Federal VRI into your Contacts using ZVRS equipment**

Federal Relay Program



# NOTES:

- Currently VRI on your ZVRS is not by Federal VRI.
- You need add Federal VRI into your Contacts via your ZVRS equipment.
- Also you need to add Federal VRS into your Contacts via ZVRS equipment.



**THIS IS NOT  
FEDERAL VRI**

# Adding **Federal VRI**




# Open the ZVRS application




# 1) Option #1: Click on the left menu




Then click on  
“Contacts”




## 2) Option #2: Click on the head on the right



3) Either option will take you to “Contacts”  
Click on + to add a new contact.




## 4) Enter the FRS VRI Contact Information





# FED VRI Contact Information

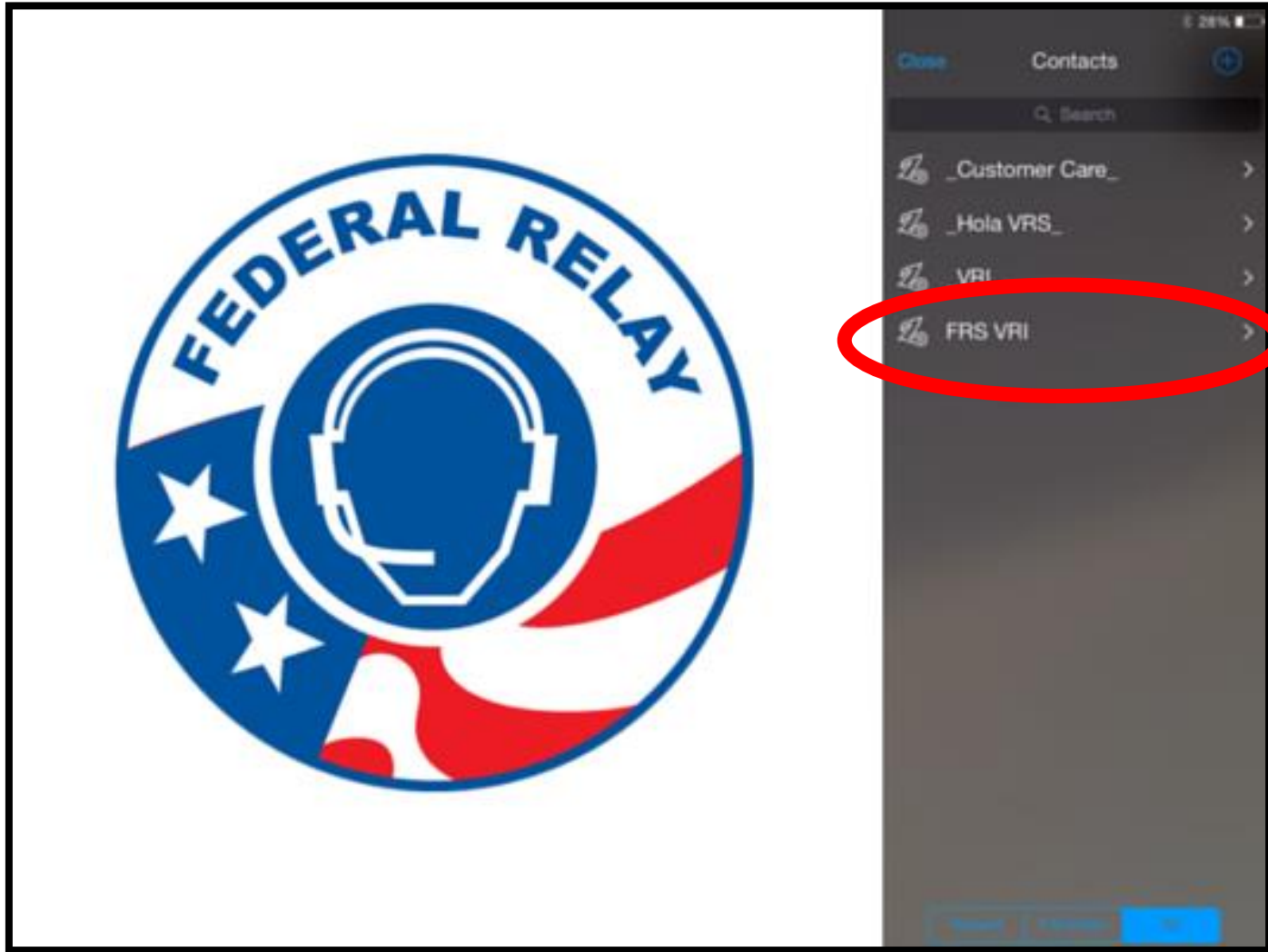
After you have filled out the information, click "Done".



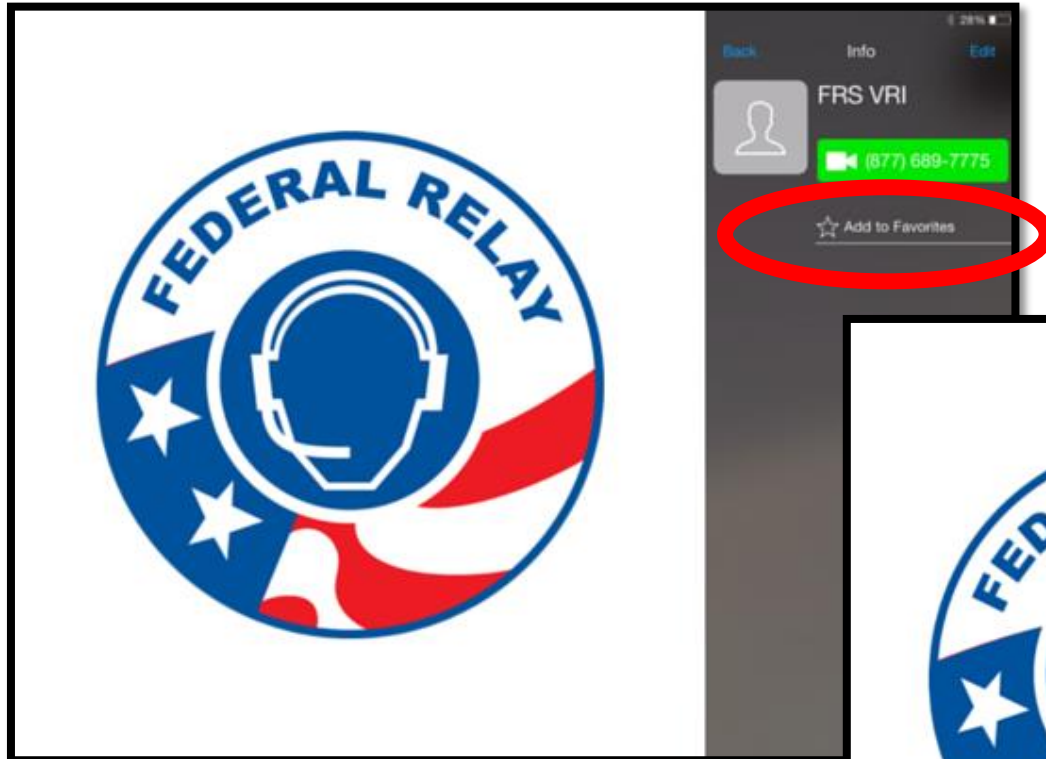
Name:  
FED VRI

Phone  
Number:  
(877)689-7775


## 5) Now, FED VRI is listed on your contact!




## 6) Add FED VRI to your favorites.



Click on the Star with  
“Add to Favorites”



**7) FED VRI is now in your favorites contact list. Use VRI anytime!**



**For more information about  
FED VRI, go to  
[www.federalrelay.us](http://www.federalrelay.us)  
and [www.fedvrs.us](http://www.fedvrs.us)**

